



Handball Watch App v1.0



Manual Handball Watch App v1.0

2018-06-13



Handball Watch App v1.0


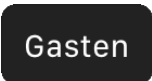





	Start the game period time. This button automatically becomes the Stop button. <i>Push this button 2-seconds to go to gametime options screen.</i>
	Stops the game period time. This button automatically becomes the Start button. <i>Push this button 2-seconds to go to gametime options screen.</i>
	Swipe the related button up for score+1 and down for score-1.
	Go to overview of given warnings and penalties.
	Go to Register Warning or Penalty screen.
	Go to Voice Commands screen where you can dictate instructions for keeping score and assigning warnings and penalties. See "Voice Command Instructions" section for details.
	When a time penalty or red card is given while game time is running, this button appears next to the Stop button. Push this button as soon as the game resumes and the time penalties should start.
	The time penalty timer (left=home, right=guest). The time penalty that is finished the soonest is shown, including the related playernumber above it.
	If more time penalties are active for the same team, the related playernumbers are shown in small white numbers underneath
	Current score (left=home, right=guest)
	The elapsed game time of the current period. The length of 1 period can be set in the GameTime Options screen. (push the Start/Stop button for 2 seconds.)



Handball Watch App v1.0



 	<p>Choose the team from the player that is getting the warning/penalty.</p>
	<p>Choose the warning/penalty type: W = Warning Y = Yellow card 2 = 2-minutes (push again for 4-minutes!) R = Red card B = Blue card</p>
	<p>Use the Crown-button to select the related players number</p>
	<p>As soon as Team, Penalty Type and PlayerNr are set, press this button to confirm.</p>
	<p>If more time penalties are active for the same team, the related playernumbers are shown in small white numbers underneath</p>



Handball Watch App v1.0



	Warning
	Yellow card
	2-minute time penalty
	2x 2-minute time penalty
	4-minute time penalty
	Red card
	Blue card



Handball Watch App v1.0







Periode Einde	Push 2 seconds to confirm Period End. The period timer will be reset to 0:00 and events in the log will get a time = $\text{PeriodNumber} * \text{PeriodDuration} + \text{CurrentPeriodTime}$.
Wedstrijd Einde	Todo
TO Thuis TO Gast	Todo
Periode 30 min	Use the Crown-button to set the period duration.



Handball Watch App v1.0



	<p>The log of all game events. The time = $\text{PeriodNumber} * \text{PeriodDuration} + \text{CurrentPeriodTime}$</p>
	<p>Send the game event log via WhatsApp</p>
	<p>Share the game event log</p>
	<p>Sync the iPhone side with the Watch side, in case the iPhone side was restarted.</p>



Voice Command Instructions

Voor een score gebruik deze woorden:

- "score"
- "thuis" of "gasten" of "uit"

Voor een straf gebruik deze woorden:

- "straf"
- "thuis", "gasten" of "uit"
- "waarschuwing", "geel" of "gele", "2-minuten", "4-minuten", "rood" of "rode", "blauw" of "blauwe"
- nummer van de speler, bijv: "dertien"

Let Op: het laatste getal in de zin wordt gebruikt als spelersnr, dus eindig nooit met "2-minuten", want dan wordt spelerNr2 gebruikt